

THE GARDEN CLUB OF VIRGINIA



VOL LXIII, NO. 4, DECEMBER 2018

Journal



GARDEN CLUB
OF VIRGINIA

The Garden Club of Virginia exists to celebrate the beauty of the land, to conserve the gifts of nature and to challenge future generations to build on this heritage.

FROM THE EDITOR

The season of thankfulness and anticipation has arrived.

The Garden Club of Virginia is grateful for the time, talent and treasures of our dedicated members across the commonwealth. The *Journal* editorial board appreciates the article submissions from GCV committees and member clubs, as well as the advertisers who support our quarterly publication. In December, club members will enjoy holiday gatherings to celebrate our friendship and common interests in conservation and beautification, gardening, flower arranging and restoration.

Although our gardens lie dormant, January promises to be a busy month for GCV members. Start your new year off on the right foot with a First Day Hike in one of our 38 Virginia State Parks. Make plans to attend Legislative Day on January 30 in Richmond to support our mission to conserve Virginia's natural resources. And our new year's resolutions should include the three challenges outlined by the Conservation and Beautification Committee in this issue.

Thank you for reading the *Journal*. We welcome your articles.
Write to us at journal@gcvirginia.org.

Revised submission guidelines may be found on the GCV website.

Journal Editorial Board

2018-2019

Editor and Chairman, Julie Grover, The Blue Ridge Garden Club

Ex Officio Members

GCV President, Jean Gilpin, Winchester-Clarke Garden Club

GCV Corresponding Secretary, Janet Rosser, The Ashland Garden Club

Journal Cover Editor, Jeanette McKittrick, Three Chopt Garden Club

GCV Photographer, Penny Dart, The Warrenton Garden Club

GCV Communications Coordinator, Ann Heller

Journal Advertising Chairman, Lea Shuba, The Hunting Creek Garden Club

Members

Anne Beals, The Rappahannock Valley Garden Club

Jeanette Cadwallender, The Rappahannock Valley Garden Club

Louise Freeman, Three Chopt Garden Club

Lyn Hutchens, The Huntington Garden Club

Sharon Stiles, The Ashland Garden Club

The Garden Club of Virginia *Journal*

The Garden Club of Virginia *Journal* (USPS 574-520, ISSN 0431-0233) is published four times a year for members by the GCV, 12 East Franklin St., Richmond, VA 23219. Periodical postage paid in Richmond, VA. Single issue price, \$5.00.

President of the Garden Club of Virginia
Jean Gilpin

Journal Editor

Julie Grover
401 Overlook Circle
Lexington, VA, 24450
540-463-6568
journal@gcvirginia.org

Journal Advertising Chairman

Lea Shuba
6103 Woodmont Road
Alexandria, VA, 22307
703-329-1677
journalads@gcvirginia.org

Copy and ad deadlines:
January 15 for the March issue
April 15 for the June issue
July 15 for the September issue
October 15 for the December issue
Email copy to the Editor and advertising to the Advertising Chairman.

Journal Ad Rates

Size	Dimensions	Rate
Full page	4 1/2" x 7 1/2"	\$500
2/3 page	4 1/2" x 5"	\$375
1/2 page vertical column	2 1/4" x 7 1/2"	\$250
1/2 page horizontal	4 1/2" x 3 3/4"	\$250
1/3 page	4 1/2" x 2 1/2"	\$200
1/4 page	2 1/4" x 3 3/4"	\$135

Discounts: 15% discount will apply, if advertising in all four publications.

50% discount to GCV member clubs advertising a club event.

Vol. LXIII, No. 4
Printed on recycled paper by
Carter Printing Company
Richmond, VA



ON THE COVER...

Marcia Long of the Williamsburg Garden Club shares this elegant rendering of our native winterberry holly, *Ilex verticillata*, in watercolor. Winterberries provide striking color in the winter garden, tolerate wet soil and attract birds and pollinators.

IN THIS ISSUE ...

In Memoriam..... 2
 Common Wealth Award..... 2
 Conservation Forum 3
 Conservation Awards 4
 First Day Hike 4
 The Garden Club of Danville
 Centennial 6
 Historic Garden Week..... 8
 Poplar Forest 10
 Conservation Legislative Day 11
 Rose Notes 12
 Unearthing Our History..... 13
 Fall Symposium 2018..... 14
 Amaryllis 17
 Daffodil Notes..... 18
 Club Notes 19
 Lily Notes 20
 Ex Libris 21
 Club Notes 22
 Conservation Initiatives..... 23
 Plant Rescue 24
 de Lacy Gray Memorial Medal 25
 Contributions 26

OTHER REFERENCES...

Kent-Valentine House
Phone: (804) 643-4137 Fax: (804) 644-7778
director@gcvirginia.org

Historic Garden Week Office
Phone: (804) 644-7776 Fax: (804) 644-7778
historicgardenweek@gmail.com
vagardenweek.org

Postmaster, please send address changes to:

Garden Club of Virginia
12 East Franklin St.
Richmond, VA 23219

In Memoriam



Margaret Page Bemiss (1933 – 2018)

Massie Medal for Distinguished Achievement - 2009

*Historic Virginia Gardens: Preservation Work of the Garden Club of Virginia
1975-2007*

GCV Restoration Committee

President, The James River Garden Club (1988-1990)

Author, conservationist and philanthropist

Common Wealth Award



GCV President Jean Gilpin, Winchester-Clarke Garden Club; The Augusta Garden Club First Vice President Virginia Gillock; The Elizabeth River Garden Club President Betty Jo Gwaltney; and Common Wealth Award Committee Chairman Karla MacKimmie, The Warrenton Garden Club. Elizabeth River won first place for its urban garden that invites youth to “Dream a Different Future.” The runner-up, “Project Dogwood: A Hundred Year Journey,” was submitted by Augusta. Visit gcvirginia.org for details.

The Real Dirt on Pesticides

by Eva Clarke, GCV Conservation and Beautification Committee
The James River Garden Club

Does your lawn service spray your yard with herbicides, fungicides and insecticides? Do you reach for Roundup® when you see weeds? Do you spray for mosquitos and ticks? You may want to rethink your gardening practices. The GCV's 60th Annual Conservation Forum "The Real Dirt on Pesticides: Pollinators, Food and Our Health," held on Oct. 25 at the Paramount Theater in Charlottesville, addressed many issues surrounding the potential dangers of garden pesticides that are used with abandon by homeowners and lawn-care businesses.

The panel of expert speakers included: Russ Britton, founder of Mirimichi Green Express which makes products with bio-stimulants that rebuild healthy soil; Dr. Rick Fell, bee expert and professor emeritus of entomology at Virginia Tech; Rick Felker, organic farmer and owner of Mattawoman Creek Farms; and Dr. Pete Myers, scientist and founder of Environmental Health Sciences. They warned the 200 forum attendees that pesticides are toxic, even in low doses, and that they persist in the environment disrupting our ecosystem and human health.

We learned that no square inch on the planet is without measurable amounts of pesticides, and all humans have measurable levels of pesticides in them. It is virtually impossible to limit pesticides to the pest you are trying to kill. Thanks to wind, drift, water runoff from sprayed fields and evaporation from the sun, pesticides land in unintended places harming beneficial organisms, including people. The methods used by regulatory agencies to test for pesticide safety have deep and fatal flaws, so our knowledge of what is safe, and what is not, is limited. Pesticide manufacturers, not regulatory agencies, submit test results, and these results are often withheld from independent scrutiny with claims of "confidential business interests."

Safety tests are carried out on the active ingredient, the one chemical thought to do the killing. However, pesticides are mixtures of many other chemicals combined with the active ingredient to make the product more powerful. The final product is never tested to determine its safety.

The panelists' advice on what we can do to help the pollinators and the environment:

- ✿ Plant a variety of native plants. Plan for something to be in bloom year-round. In July and August bees are starving for blooming natives. Think milkweed.
- ✿ Think about the ecosystem. Plant hedgerows and coexist with bugs. You can't have ladybugs if you don't have aphids.
- ✿ Lead by example.
- ✿ Vote. 🌱



Garden Club of Virginia Conservation Awards



GCV Conservation Awards Committee Chairman Heidi James, The Lynchburg Garden Club; Nancy Newman, recipient of the 2018 Conservation Educator Award and nominated by Fran Boninti of Rivanna Garden Club; GCV Conservation and Beautification Committee Chairman, Carrie Dorsey, The James River Garden Club; John McCarthy, senior advisor and director of strategic partnerships, Piedmont Environmental Council; GCV President Jean Gilpin, Winchester-Clarke Garden Club; and Chris Miller, president, PEC. The PEC is the 2018 recipient of the GCV Elizabeth Cabell Dugdale Award and was nominated by the Warrenton Garden Club.

The conservation awards were presented at the GCV's 60th Annual Conservation Forum in Charlottesville on Oct. 25.

Virginia State Parks First Day Hike

Virginia State Parks First Day Hike 2019 offers the perfect opportunity to kick off 2019 with an outdoor family adventure.

Our 38 state parks offer free entry on Jan. 1 when visitors can participate in guided hikes and programs, or simply plan a day of self-guided adventures.

First Day Hike 2019 will include a New Year Challenge and a photo contest, each with chances to win fabulous prizes.

For a complete listing of scheduled hikes, programs and challenges, visit <http://bit.ly/VSP1stDay>.



Get **20% OFF** your next order
using the code: **GCVA20**

A man with short brown hair and a light beard is standing in a field of tall green grass. He is wearing a dark blue and red plaid button-down shirt, dark blue jeans, and a brown leather belt. He has his hands in his pockets and is looking directly at the camera with a neutral expression. The background is a soft-focus field of green grass.

LEDBURY
RICHMOND, VA

LEDBURY.COM | 1.888.233.1942

One Hundred Years Old and Still Going Strong

*by Kathryn Trakas
The Garden Club of Danville*

The Garden Club of Danville celebrates its 100th birthday this year. In 1918, 10 Danville ladies interested in creating “gardens beautiful as well as gardens useful” founded the Garden Club of Danville and, in 1920, the club became a charter member of the Garden Club of Virginia. Over the years, club members have actively participated in gardening activities at the state and local levels, including conservation and environmental projects, horticulture and flower arranging.

After 100 years of hard work, we decided to throw ourselves a party. On Sept. 27, we celebrated with a glorious afternoon tea at the lovely historic home and gardens of one of our longtime members, Mrs. Charlton Strange. Champagne and a magnificent cake adorned with candied flowers greeted us. During this memorable afternoon, we enjoyed conversation among friends and acknowledged that we are still going strong.



On Sept. 18, the mayor of Danville presented the club with a certificate of recognition for contributions to the city. To commemorate its birthday, the club placed a memorial bench at the Downtown Plaza trailhead of the city’s Riverwalk Trail. 🌸



**On 4 Wheels 4 You...
A Mobile Boutique**

A Division of
Janice Cain Stationery and Gifts



**We've Made
Shopping
a Fundraiser...
For You**

Host an event, indoors as a trunk show or outside with our mobile boutique and a percentage of all sales will go to your garden club.

Contact Janice to book your event
276-634-7481 or
janicecainstationery@yahoo.com



1085 Spruce Street
Martinsville, VA 24112
www.on4wheels4you.com

**THE
BIZARRE
BAZAAR®**

*Mark Your
Calendars!*



The 43rd
**CHRISTMAS
COLLECTION**
Nov 29 - Dec 2

**The 27th
Spring
Market**
April 5 - 7

*Over Forty Years
of Fabulous!*

RICHMOND RACEWAY COMPLEX
600 E. Laburnum Ave. - Richmond, VA 23222

For information, please contact:
(804) 673-7015 or (804) 673-6280

www.thebizarrebazaar.com

Historic Garden Week in Virginia

by *Stephie G. Broadwater, Historic Garden Week Chairman*
The Nansemond River Garden Club

It took an installation of 250 Virginia bluebells, a few hurricane dodges and several photo shoots, but the cover of the 2019 Historic Garden Week Guidebook is finally complete. It features Waverley Hill, a beautiful Georgian Revival country home in Staunton that was designed by William Bottomley. Arthur Shurcliff, landscape architect for Colonial Williamsburg, created the scheme for its gardens. Waverley Hill was home to Emily Smith, Garden Club of Virginia president (1928-30). Current owner Davison Perry-Miller recently completed an all-encompassing rehabilitation of the house, gardens and grounds.

GCV members are continuing to work energetically to produce the 31 tours in 2019. Despite long hours and occasional bumps in the road, the HGW experience offers a fun opportunity to create new friendships and deepen existing ones. This holiday season is the perfect time of year to celebrate each other and the great work of the GCV.



Thank you for your commitment to Historic Garden Week in Virginia.





ELIZABETH LOCKE
JEWELS



THE OTHER ELIZABETH
17 EAST MAIN STREET, BOYCE VA

More info: 540-837-3088 or www.elizabethlockejewels.com

Poplar Forest

*by Betsy Worthington, GCV Restoration Committee
The Lynchburg Garden Club*

When Thomas Jefferson returned from serving as minister to France, he began work on his rural retreat, Poplar Forest. The construction of the house incorporated many innovations he had seen in France. At the same time, he began developing a fascinating and remarkable landscape.

Through documentary and archaeological research, the understanding of the Jefferson landscape at Poplar Forest has become more clearly defined. Jefferson designed a circular road surrounding the house and its ornamental grounds. A sunken lawn to the south of the house was used to create mounds flanking the house that were planted in willows and shrubs. The mound to the west was connected by a row of paper mulberry trees.



The GCV began a relationship with Poplar Forest in 2010, with the replanting of the paper mulberry trees. The first step was identifying the exact location of the original trees with archaeological evidence. This was accomplished under the direction of Jack Gary, Poplar Forest's former head of archaeology and landscape. The trees were planted in the fall of 2011 in their original locations. The Restoration Committee visited the property in June 2018 and reports that the trees are flourishing. The trees have large, velvety leaves and provide the much needed shade and architectural lines that Jefferson envisioned. In his own words: "But under the beaming, constant and almost vertical sun of Virginia, shade is our Elysium. In the absence of this no beauty of the eye can be enjoyed."

The second phase of the restoration was the installation of clumps or thickets at the front corners of the house. Like a copse, clumps were a part of the English landscapes that Jefferson would have visited with John Adams on their tour of English gardens. These consist of groupings of large trees, understory trees and shrubs, all compressed into a very small area.

The third and final phase of the restoration is the carriage turnaround and central oval bed which frame the approach to the house. Jefferson envisioned a carriage turnaround that could accommodate a "coach and six." The first step in the restoration was removing the boxwoods that were not part of his plan. Archeologists and students have spent months uncovering the original roadbed. Extensive research has been done to find and develop materials for the paving of the new turnaround that approximates the appearance of the original and incorporates modern functionality. Installation will begin soon, and planting of the central oval bed will follow. When complete, the approach to Poplar Forest and its ornamental landscape will appear much as it did originally. 🌿

Conservation Legislative Day January 30, 2019

*by Lisa Mountcastle, GCV Conservation and Beautification Committee
The Garden Club of Alexandria*

The Virginia Conservation Network partners with the Garden Club of Virginia Conservation and Beautification Committee for Conservation Legislative Day to ensure that a strong conservation message is broadcast early in the legislative session. This year's venue is the Delta Hotel at 555 E. Canal Street in Richmond and the program will run from 7:30 a.m. to 2:30 p.m. Please join the professional staff of VCN Network Partners to meet with state legislators and encourage them to support environmental policies that are in line with GCV's mission. This is a great opportunity to meet with state Senate and House members to ensure a collective voice is heard on environmental and conservation issues. VCN does all the work in setting up appointments with representatives. To view the 2019 Environmental Briefing Book or to register, visit VCN's website at VCNVA.org, or contact Lisa Mountcastle at themountcastles@aol.com or Ann Wright at awright139@cox.net.

For more information on environmental and conservation issues, plan to attend VCN's General Assembly Preview on Saturday, Dec. 1, 2018, from 8 a.m. to 12:30 p.m. at the Frontier Project at 3005 W. Marshall St. in Richmond. Go to vcnva.org for more details and to register. ❁



1.800.889.7688 • www.hubspanuts.com

Rose Notes

by Patsy Smith, GCV Rose Committee Chairman
Winchester-Clarke Garden Club



Congratulations to all the winners in the rose division of the horticulture show at the Garden Club of Virginia Fall Symposium 2018. We are hoping for even more entries next year, when we hope to offer additional classes appropriate for novice exhibitors.

Please make note of the following updates:

There is no longer a test collection. The GCV horticulture show entry classes are currently the Interclub collection of six hybrid tea or grandiflora of different varieties entered in a GCV club name, and the Interclub collection of three sprays of polyantha or shrub of different varieties entered in a GCV club name. Roses entered in collections may be from any number of club members' gardens. They do not need to have been on a past GCV collection list.

The roses recommended in 2018 are selected for hardiness and disease resistance. They will most likely ship in the spring and are listed on the GCV website under 2019 Rose Collection. They include 'Rose de Rescht' (deep pink garden rose), 'Carefree Beauty' (pinkish shrub rose that is disease resistant and a repeat bloomer), 'Iceberg'-Kordes (pure-white floribunda), 'Jeanne Lajoie' (pink miniature climber with continuous small blooms), 'Fragrant Cloud' (deep coral hybrid tea with stunning color and scent) and 'Munstead Wood' (deep crimson velvet David Austin shrub). Members may order as many or as few as they wish from their suppliers. Club rose chairmen will no longer take orders.

Fall is a wonderful time to cut rose canes to about three feet to prevent breakage from heavy snow, ice and wind. Soil or mulch should be mounded six inches over the rose union to protect the plant from freezing. In January, bushes and surrounding mulch should be sprayed with a mixture of 3 tbsp dormant oil, 2½ tsp Fungonil and ½ tsp Spreader Sticker in one gallon of water. Repeat the application in two weeks if black spot, downy mildew or spider mites remain. Good luck winterizing your roses and remember to order these beautiful new additions. 🌹



Announcement

December 1 - Deadline
for Massie Medal for Distinguished Achievement

Dianne Spence
dsspence@widomaker.com
757-870-3154

Club Notes

Unearthing Our History

by Beth Sibbick

The Martinsville Garden Club

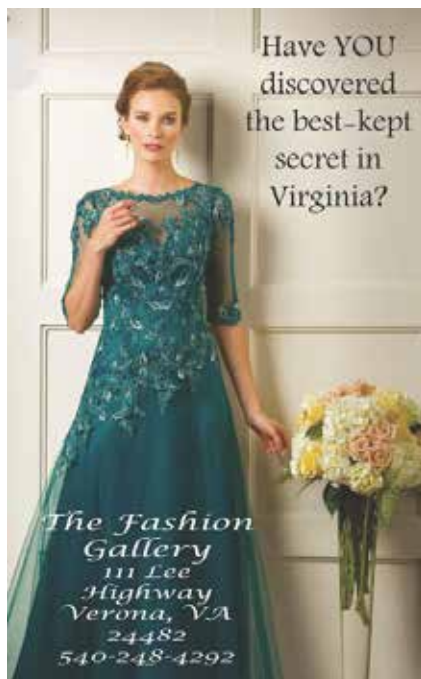
The Martinsville Garden Club has taken on many projects since its beginning in 1923. In the early years the club planted dogwood and redbud trees between Martinsville and Danville, followed by plantings at the Henry County Courthouse in 1933. In 1934, the club installed gates and plantings at the entrance to Oakwood Cemetery. This same year, the club received from Mr. John R. Smith, an honorary member, land covered in trillium and other native wildflowers, which became known as Trillium Cove. Signs were placed at each of the two entrances, and various wildflowers were transplanted there and left to colonize. In spring a continuous succession of blooms covered the cove, followed by autumn foliage, colored seed pods and berries. At the suggestion of the Boy Scouts, the area also became a bird sanctuary.

In 1941, Mr. Smith gave the club another half-acre of land for Trillium Cove. A picnic area was established and the entrances were planted with pines, wild crab apple, wild roses and kalmia. In 2017, Garden Club of Virginia President Nina Mustard spoke of Trillium Cove in her talk to the Martinsville clubs at their joint meeting, spurring interest in this area again. The cove was located, but the members were unable to get into it because of extensive rain.

As time went on, projects of the Martinsville Garden Club continued, including landscaping of school grounds and the Martinsville Hospital. In the 1950s, the club took over landscaping of the memorial plaque on Memorial Boulevard. An armillary sphere was placed in the garden of the Memorial Library in the 1970s and, in 1979, the club began landscaping the library's grounds.

The club financially supported other beautification projects in the area over the following years. When it turned the library project back to the library, the club took on the landscaping and restoration of the Henry County Courthouse. The Martinsville club then joined the GCV Virginia State Parks project. Our project is the Paw Path Pollinator Garden at the Smith River Sports Complex, being done in conjunction with our sister club, the Garden Study Club.

It is interesting that the club project is again one involving native wildflowers. It would be wonderful to get into Trillium Cove and transplant trillium to the Paw Path. ❁



40 artistic arrangements
469 horticulture entries from 24 clubs
73 horticulture exhibitors

Photo credit: Penny Dart



The Tuckahoe Garden Club of Westhampton won the Linnaeus Award for the best collection from among the blue ribbon winners in the collection classes, and the Mary Jean Printz Award, for the best Interclub entry of six hybrid teas or grandifloras



The Rappahannock Valley Garden Club's Quad Blue winner, Reflective Interclub



Flower Arranging School featured Holly Heider Chapple, Leesburg Garden Club, pictured with GCV President Jean Gilpin



Best in Show photo by Constance Owen, The Virginia Beach Garden Club



Leesburg Garden Club won a blue ribbon in Illuminary Interclub



Margaret Gardner, the Garden Club of Alexandria, won the Tri-color ribbon for best individual artistic arrangement and a blue ribbon in Synergistic



For more photos and a complete list
Thank you to our Symposium sponsors Hilldrup Transfer and Storage, Linden

UB
IA
posium
RICHMOND 2018



Fall Symposium Horticulture Co-Chairman, Fran Carden, Albemarle Garden Club, with GCV Horticulture Chairman, Wendy Walker, The Garden Club of the Eastern Shore

Fall Symposium Chairman Jennifer Kelley, the Garden Club of Alexandria, in her lab coat at the Science Museum of Virginia, an inspiring venue for the event



GCV President Jean Gilpin presents the Dr. and Mrs. James F. Hundley Trophy for the greatest number of blue ribbons in the rose class to Debbie Stevenson, The Garden Club of Fairfax



GCV Flower Show judges Annie Vanderwarker, Dolley Madison Garden Club, and Vicky Alexander, The Hunting Creek Garden Club, led a novice flower arranging workshop



Susan Garrett, Nansmond River Garden Club, won ribbons for her *Camellia sinensis* 'tea plant,' including best horticulture exhibit

of winners, go to www.gcvirginia.org.
Row, MOSAIC catering + events, Potomac Floral Wholesale, Inc. and Sneed's Nursery.



GARDEN CLUB
OF VIRGINIA

DAFFODIL DAY

RICHMOND 2019

photo courtesy of Ben Greenberg


HOLD THE DATE

March 26, 2019

LEWIS GINTER BOTANICAL GARDEN

“Daffodils are yellow trumpets of spring.” — RICHARD L. RATLIFF

Learn more and stay informed with updates at GCVDaffodilDay.org



Holiday Gift Giving Made Easy

Looking for a quick and easy gift for your friends?
No shopping, no wrapping, no mailing.

Make a donation in their honor to the Garden Club of Virginia Annual Fund and give two gifts for the price of one! One gift is the financial gift to the GCV and the other is a thoughtful tribute to your friend or family member. The GCV will send a note to let them know you made a gift in their honor. Then just check those names off your list and go back to sharing holiday cheer with those you love.

Amaryllis - The Flower Gift That Keeps on Giving

by Catherine Madden, GCV Horticulture Committee
The Lynchburg Garden Club

Those who thought ahead and planted amaryllis bulbs by the first of November are now enjoying their spectacular blooms. Amaryllis are one of December's most rewarding indoor plants offering colorful, exuberant single or double flowers in shades of red, pink, salmon, rose, white and green.

Amaryllis bulbs are native to Peru and South Africa. The name Amaryllis comes from the Greek word amarysso, meaning "to sparkle." These bulbs arrived in Europe in the 18th century. Today, most amaryllis used for indoor blooming are hybrids classified as *Hippeastrum*. Bulb sizes range from two to four inches with blooms reaching four to 10 inches in diameter.

Easy to grow, an amaryllis bulb should be planted in a six- to eight-inch heavy container with good potting soil, leaving the top one-third of the bulb above the soil. Place in a location with bright indirect light and water sparingly until two inches of new growth emerges from the bulb. Then water regularly, and turn the pot periodically to encourage flower stalks to grow straight. In six to eight weeks you should have a gorgeous floral display. To prolong bloom time it is best to keep the pot out of direct sunlight.

Getting amaryllis bulbs to re-bloom the following year requires a little more work but is worth the effort. After the flowers have faded and the stalk starts to droop or yellow, cut the flower stalk, but not the leaves, to within two inches of the top of the bulb. Continue to water and feed the plant every two to three weeks with a liquid houseplant fertilizer, as the plant will continue to grow leaves during the spring and summer. After danger of frost is past, plant the container in the ground in an area that receives bright morning light, but not hot afternoon sun. Continue watering and fertilizing until mid-August. At this time bring the plant indoors, start withholding water and continue to cut back withering leaves until they are all removed. Place the pot in a cool, dark area between 40 and 50°F for at least six to eight weeks. When the tip of the new flower stalk emerges, move the bulb to a warmer location. Carefully repot the bulb in fresh soil and place it again in bright indirect light and begin watering as before. With any luck a bloom will be on display in a few weeks. ❁



THE LAURIE HOLLADAY SHOP

A FAMILY BUSINESS CONTINUES FOR OVER 70 YEARS

LAMP SHADES
OF EVERY
DESCRIPTION
LAMP REPAIR
RESTORATION
CUSTOM DESIGN
FINE FURNITURE
AND GIFTS

123 SOUTH MAIN STREET • GORDONSVILLE, VA
PHONE: 540.832.0552
MONDAY THRU FRIDAY, 10-5:30
SATURDAY, 10-5 • SUNDAY, 11-3

Daffodil Notes

Daffodils for the Holidays

by Janet G. Hickman, GCV Daffodil Committee Chairman
Hillside Garden Club

Daffodils provide welcome sunshine in winter when forced for indoor bloom. The most commonly forced daffodils are paperwhites, *Narcissus tazetta* (Division 8), originating in the Mediterranean and Middle East. Paperwhites form flowers without the period of chilling needed by most daffodils, making them especially easy to force.

Bulbs should be started soon after obtaining them but, if you must wait, do not chill them; keep them in a dark, room-temperature area. Paperwhites need about 3" of root area in a shallow container, such as a glass bowl or vase. Fill the container with pebbles, glass marbles or soil. Set the bulbs with the root ends down and closely packed on top of the pebbles. Add soil or pebbles to anchor the bulbs but leave the tips exposed. Add water just touching the bottom of the bulbs. Set the container in a cool area (55-65°F) until root growth has started, then move to a sunny or bright location.

A common problem with forced paperwhites is that their heavy blooms cause the long stems to topple over. One solution, as reported by Cornell University, is to pickle them, stunting their growth with alcohol. Start with water as usual, waiting until roots are growing and 1-2" of green shoots appear. Then pour off the water and replace with a solution of 4-6% alcohol: 1 part gin, vodka or tequila to 7 parts water or 1 part rubbing alcohol to 10 parts water. Moderation is key, as too much alcohol is toxic. Don't use wine or beer; they have too much sugar. Pickling the plants should eliminate the need for staking or support.

Another issue with paperwhites is their strong fragrance, which many people find unpleasant, describing it as musky or worse. The scent is due to the chemical indole, also present in some pleasantly scented flowers like jasmine and gardenia. Of course, some people enjoy the fragrance, and there is even a vendor on Etsy offering a perfume made from paperwhites.

Fortunately, there are a variety of paperwhites available. The most common 'Ziva' and 'Galilee' have the strong scent we know best. Try 'Ariel,' 'Inbal' and 'Wintersun' for moderate fragrance. See Brent & Becky's catalog for more details.

Most instructions say to discard bulbs after forcing but, in coastal Virginia, plant them outdoors where, after a year to recover, they might bloom again. 🌱



Save the Date



Founders Day Celebrations
May 13-14, 2020
Richmond, Virginia

Club Notes

A Good Problem

by Sharon Stiles

The Ashland Garden Club

The members of the Ashland Garden Club always wanted to give more to the community, but never had the surplus funds to do so. The Fall Fantasy event was created in 2013 to raise money needed to host the Garden Club of Virginia's Lily Show in 2019 and 2020. The luncheon and silent auction raised \$19,000 in the first three years. Then in 2017, we learned that member clubs would no longer host the flower shows. We suddenly had our surplus.

In May the club presented its first \$1,500 scholarship to a Patrick Henry High School senior planning to study agriculture, agribusiness, horticulture, landscape design or a similar field in college. In July we provided tuition to send two children to Green Adventure Camp at Lewis Ginter Botanical Garden and two children to 4-H Nature Camp.

We are delighted to tell guests at Fall Fantasy that proceeds fund local endeavors. Past contributions have included landscaping of the Ashland Train Station and Visitor Center, the Kent-Valentine House Restoration and an outdoor STEM classroom at Henry Clay Elementary. AGC president, Mary Anne Griffin said, "The Ashland Garden Club is dedicated to fostering the appreciation and love of nature in our community." 🌸



Lily Notes

Spring Planting Tips

by Carrie Darracott, GCV Lily Committee Chairman
The Augusta Garden Club

Orders for the 2018 Garden Club of Virginia Lily Collection have been sent to the supplier and the bulbs will be shipped in the spring. This year 31 clubs ordered a total of 234 collections. Since you will be planting the bulbs at the beginning of the growing season, instead of the usual late fall season end, here are some tips to consider.

First, care for the existing bulbs. If you have not done so already, on a reasonably pleasant winter day remove dead stalks and either burn or send debris to the landfill to avoid spreading disease and pests. If needed, add additional mulch to the bed to prevent winter heaving of bulbs and help prevent stem growth in brief warm periods. Lilies require good drainage. Light, porous mulch, such as pine needles, protects without promoting rot. In the spring, when shoots begin to show above the mulch, cover on frosty nights with boxes, buckets, etc., making sure that the cover does not touch the new stems. After weather warms above freezing, carefully remove mulch but store it at the edge of the bed in case yet another frost is forecast. New shoots are brittle, so removal is best done by hand. New mulch can be added when the soil heats up.

Lily bulbs are never dormant. If your new bulbs arrive before you are able to plant them, you can store them in a cool but not freezing location, such as in the vegetable drawer in your refrigerator. Ideally, you marked the planting locations for your new lilies in the fall before existing plants died back. Congratulations to you for looking ahead! You can plant as soon as the ground has thawed.

If you did not have a chance to prepare a spot for each bulb, wait until the mulch has been removed and new growth indicates where your existing bulbs are located so you can plant without destroying a hidden treasure. Remember to mark each bulb with a label to provide identification and location until the new bulb sends up top growth. If you need to remove some existing lilies to make room, you can lift and divide bulbs anytime. Using a tool, such as a garden border fork, preserve roots as much as possible and replant immediately in a new location. After planting, water thoroughly.

Fertilize with 5-10-10 or 10-10-10 in early spring after the shoots have emerged and again lightly just before and after bloom. Keep fertilizer from directly contacting the bulbs, and always water the fertilizer in thoroughly. ❁



The Garden Club of Virginia appreciates responsible advertising and reserves the right to accept or reject submitted advertisements. Inclusion in the Journal is not to be construed as an endorsement by the GCV of the advertised goods or services.


Ex Libris

by Virginia Cherry, GCV Library Committee
The Petersburg Garden Club

Houseplants add beauty to interiors year-round but are especially enjoyable during the winter months when beautiful outdoor garden flowers are dormant. Happily for members, two new books about indoor plants have been added to the Kent-Valentine House library: *Urban Botanics: An Indoor Plant Guide for Modern Gardeners* by Maaïke Koster and Emma Sibley (2018, 224 pp.) and *Practical Houseplant Book* by Zia Allaway and Fran Bailey (2017, 176 pp.). *Urban Botanics* is divided into four sections: succulents, cacti, flowering and foliage plants. Two pages are devoted to each of the 75 plants featured, one full-page color illustration and one page summarizing the plant's history and care, including best light and atmospheric conditions for optimal growth. The authors catalogue a variety of plants, both common and uncommon and ranging in color from all-green to green/colorful. Some included are 'Cream Spike,' 'Painted Lady,' Eve's needle, kangaroo paw, string of hearts, nerve plant, Swiss cheese vine and bush lily.



Practical Houseplant Book is organized in four sections. The first, *Designing with Houseplants*, details rules of design like scale, shape, color, texture and container choice, as well as advising about light, humidity and space requirements. The next, *Houseplant Projects*, provides step-by-step instructions and photographic examples for preparing the desert scape, air plant stand, terrarium, moss picture frame and other interesting projects. The third section, *200 Plant Profiles*, includes a color photograph of each plant with requirements for temperature, light, humidity, watering, feeding, planting and specific care instructions, as well as details about the height and spread. The final section, *Care and Cultivation*, includes advice about buying a new houseplant, maintaining the space temperature, watering and feeding, choosing optimal potting soil, keeping plants in shape, growing bulbs indoors and methods of propagation (stem and leaf cuttings, plant division and from seeds). This book is a useful guide choosing, displaying, nurturing and maintaining a variety of houseplants. ✿



The Editorial Board welcomes submissions and reserves the right to edit them.

Club Notes

Camaraderie Among Members

by Nancy Philpott
The Garden Study Club

The Garden Study Club of Martinsville has embraced camaraderie by dividing its membership into teams to foster friendly competition. With monthly challenges in flower arranging and horticulture, teams accrue points which add up at the end of the year. At the end of two years, prizes are awarded to the winning teams.

The most recent assignment was a tablescape. Each team created an original design and brought it to the meeting for judging. Our five teams produced carefully thought-out and beautiful place settings.

Such teamwork helps members become better acquainted with each other. We meet once a month, but often don't get to visit with one another in the business luncheon setting. The team concept helps members get to know each other at gatherings throughout the year, and newer members learn flower arranging through the eyes of experience.

Of course, we all work together on the various committees and events of the club, but adding team activities has brought us closer together. 🌸



ORCHID SHOW

THE VIRGINIA ORCHID
SOCIETY'S THIRTEENTH
ANNUAL SHOW & SALE

FEBRUARY 22-24, 2019

IS YOUR CLUB ATTENDING?

Schedule a **FREE** guided
tour with a member of the
Virginia Orchid Society by
giving us a call at
804-360-2800!

HOSTED BY 
Strange's

12111 W BROAD ST • RICHMOND, VA
FOR MORE DETAILS VISIT
STRANGES.COM

Conservation Initiatives for Clubs

by Carrie Dorsey, GCV Conservation and Beautification Committee Chairman
The James River Garden Club

The Conservation and Beautification Committee is striving to engage more members across the state by focusing on communication with local clubs. Our goal is to offer initiatives that pique members' interests and can be adopted easily and crafted to fit each club's priorities. Three initiatives are posted on the Garden Club of Virginia website for the benefit of club conservation chairmen. By choosing among these three primary themes, chairmen can compare notes and offer feedback. We look forward to all response and believe it will create enthusiasm as the clubs see impact at the local level.

The three initiatives are:

Plastic Straws. This initiative is part of a larger plan to reduce plastics in all areas of our lives. The Great Pacific Garbage Patch is the swirling island of plastics that is twice the size of Texas, and there is a similar gyre in the North Atlantic. Most of us have seen pictures of wildlife with plastic stuck in their throats or around their bodies; straws are the number one plastic trash item found on beaches nationwide. We support a grass-roots effort to encourage the use of reusable straws by refusing straws at the restaurants, clubs and delis we frequent and by engaging managers of these establishments about the possibility of phasing out plastic. Contact with local government entities to support related ordinances can also affect this change.

Healthy Yards. What does a healthy yard look like? How do you deal with weeds organically? The answers may require some rethinking of our traditional habits. This initiative will build on organic improvements for healthier gardens with less storm-water runoff and will include alternatives to pesticides. Ideas for composting and information about native plants will be offered. Member clubs and individuals can find ideas that resonate with them and embrace these ideas, either for the health and beautification of their own gardens or for community green spaces.

Clean Recycling. This has become a huge problem in Virginia. Compounding the issue is the fact that China implemented a ban on accepting much of U.S. recyclable plastic as part of a broad antipollution campaign at the beginning of 2018. Recyclers are overwhelmed. In addition, Central Waste Management, which serves Richmond, has publicized the grave reality that almost one-third of material collected is unfit for the recycling process. Information provided by this initiative will help clubs to increase publicity about appropriate recycling guidelines so unrinsed containers or plastic bags do not contaminate their bins. Starting with the individual, this could expand into a club challenge or an organized community initiative. 🌱



United Van Lines' Only
21-time Customer Choice Award Winner

Moving • Storage • Logistics

*Hilldrup and the McDaniel
family proudly support
the mission of the
Garden Club of Virginia.*

(800) 476-6683

www.hilldrup.com

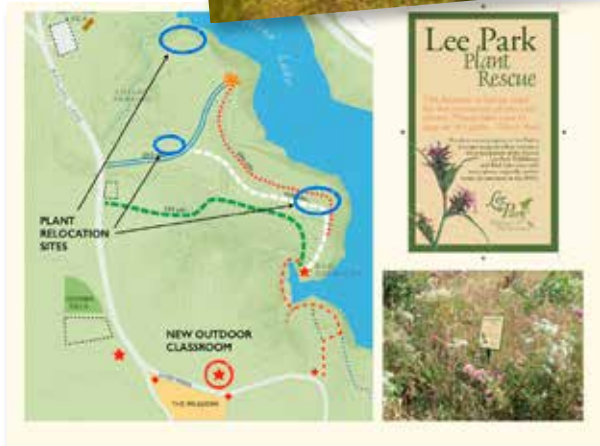


Update on the 2017 Bessie Boccock Carter Conservation Award Project Plant Rescue in Historic Lee Memorial Park, Petersburg

by Bettie Guthrie, GCV Director at Large, District 1
The Petersburg Garden Club

On behalf of the Petersburg Garden Club, thank you for the opportunity to establish a plant rescue program, demonstration gardens and herbivore enclosure in Lee Park. With plant rescue, individual specimens of commonly occurring native plant species can be saved, if carefully transplanted into a comparable habitat in an area where they are not likely to be disturbed over the long term. The rescued plants must be appropriately tended (watered and weeded) during establishment. The recipient sites are carefully selected and are usually public gardens where rescued plants beautify and educate. In addition, they offer a significant experience to those who might never venture into wild places and therefore never see these native plants in their natural habitat. The native plants are placed in an herbivore enclosure to prevent deer and rabbits, especially, from destroying the rescued plants while they are stored prior to planting in the sanctuary or demonstration gardens.

The demonstration gardens are along a restored trail with interpretive information about the restoration process and plant materials. There are two plant rescue areas in the commonwealth, Williamsburg and Petersburg. Thank you to the Garden Club of Virginia and the Carter family for this grant in 2017, allowing our club to continue the legacy “to celebrate the beauty of the land, to conserve the gifts of nature and to challenge future generations to build on this heritage.” 🌱





Home Gardener Day

Featured Speakers:

Bryce Lane ~ Annie Martin ~ Pam Beck

Jim Orband ~ Lisa Ziegler

Plus: Kokedama & Moss Garden Workshops

Catered Lunch ~ Winter Plant Sale

Silent Auction ~ Bookstore ~ Garden Vendors

January 14, 2019

Founders Inn ~ Virginia Beach

Use code
"Journal"
for \$15 off regular
registration.

www.homegardenerday.org

Deadline for de Lacy Gray Memorial Medal for Conservation is March 1

by Heidi James, GCV Conservation Awards Committee Chairman
The Lynchburg Garden Club

Don't miss the chance to submit a nomination for the prestigious de Lacy Gray Memorial Medal for Conservation. The deadline is March 1. Established in 1965 in memory of de Lacy Thompson Gray, the medal is presented to a Garden Club of Virginia member or a GCV member club in recognition of outstanding effort to further the knowledge of our natural resources and to encourage their wise use. Proposals should be sent to the GCV Communications Coordinator at 12 East Franklin St., Richmond, 23219, or to communications@gcvirginia.org. Nominations are to be postmarked by March 1 or received electronically by 5 p.m. on March 1. The award will be presented at the GCV Annual Meeting in May 2019. Former nominees not selected may be resubmitted. This is a wonderful way to recognize important work in the field of conservation. ❁

If you have a business that needs to be seen, or if you know of one, the Journal is always looking for appropriate advertisers to brighten our pages. Please contact Lea Shuba at journalads@gcvirginia.org with your ideas.

CONTRIBUTIONS

Report Period from 07/01/2018 through 09/30/2018

Annual Fund

Provides essential ongoing support necessary to maintain GCV operations.

Donor

The Brunswick Garden Club	Nanette Alcaro	Ardis S. Merritt
Fauquier and Loudoun Garden Club	Victoria Alexander	Lisa Mountcastle
The Garden Club of the Northern Neck	Marie Ann Banks	Nina Mustard
The Tuckahoe Garden Club of Westhampton	Jane M. Booth	Jamie A. Old
The Virginia Beach Garden Club	Mrs. Alan B. Croft	Patty Olivieri
The Williamsburg Garden Club	Maria Eldredge	Betsy Parrish
The Junior Virginia Beach Garden Club	Lucy Russell Ellett	Molly Rueger
Kaye & Gerald Smith Family Fund of The Community Foundation of Harrisonburg and Rockingham County	Ann Gordon Evans	Sue Ryan
	Ida Farinholt	Lea Shuba
	Cordelia Gary	Mr. and Mrs. Gerald Smith, Jr.
	Jean Gilpin	Lois Spencer
	Betsy Butzner Greene	Jane Sternheimer
	Gugi Hooff	Anita C. Tadlock
	Luana Hugel	Laura Whisnand
	Anne Kelly	Patricia E. White
	Marcia Long	Catherine Whitham
	Tappy Lynn	Brooke Wick
	Catherine P. Madden	Susan Winn
	Lynn McCashin	

Donor

The Garden Club of Alexandria.....	Anne G. Baldwin
Harriett M. Condon	Diane Hopper
	Twig Murray
	Peyton P. Wells
Martha Field	Ranny Waddill
Tricia Garner.....	Nina Mustard
	Board of Directors 2016-2018
Oz Staley.....	Margaret W. Wood
Lynn Ward	Stuart W. Webster

Donor

In Memory of

Albemarle Garden Club	Nancy Jane Bolton
The Garden Club of Alexandria.....	Mary Welby Garrison
	Betty Schutte
Harborfront Garden Club.....	Rexanne D. Metzger
	Martha P. Rogers
Ruth Childress	Patricia A. Fitzgerald
Joey Day.....	Betty C. Roberts
Martha M. Frank	Anne M. Ryland
Dr. and Mrs. William A. Hobbs, Jr.	Betty C. Roberts

Sky Larsen.....	Elsie S. Chamberlain
Mrs. G. Brian McCauley.....	Mary R. McCauley
Kitty Quarles.....	Lee S. Cochran
	Virginia B. Guild
	Betty Schutte
Mrs. Scott S. Rainey.....	Betty C. Roberts
Jane G. Schaubach	Katherine Beale
Vicki Hatcher Snead	Kathleen D. Snead
	Virginia S. Trinkle
Julie Stone.....	Susan W. Briggs
Lucy Wilson.....	Ruth G. Chaney

Garden Club of Virginia Endowment

Supports a portion of the Garden Club of Virginia's operating expenses and significant needs for the Kent-Valentine House, headquarters of the Garden Club of Virginia.

Donor

The Tuckahoe Garden Club of Westhampton
Margaret P. Bemiss

Donor

Ann Gordon Evans.....

In Memory of

Katherine Beale

Donor

In Support of the Kent-Valentine House Restoration Project

Victoria Alexander
Martha Geiger
Lucy Huff
Josephine J. Miller
Frances Padden
Kitty Quarles
Susan Wight

Conservation Fund

Supports GCV clubs in local and statewide conservation projects.

Donor

Elizabeth B. Hardy
Josephine J. Miller

Donor

Esther Hannon.....

In Memory of

Sue C. Lang

Restoration Fund

Supports the restoration of historic gardens open to the public throughout the Commonwealth of Virginia.

Donor

Mary Wynn Richmond McDaniel Fund of The Community Foundation of the Rappahannock River Region

Donor

Willie McDaniel

In Honor of

Mary Wynn R. McDaniel

Sponsorship

Supports events, education and development.

Donor

Flower Magazine.....	Fall Symposium
Grelen Nursery, Inc.	Conservation Forum
Hilldrup Companies	Fall Symposium
Linden Row Inn	Fall Symposium
MOSAIC catering + events	Fall Symposium
The Paramount Theater	Conservation Forum
Piedmont Environmental Council.....	Conservation Forum
Potomac Floral Wholesale, Inc.	Fall Symposium
Sneed's Nursery	Fall Symposium
Jean Gilpin.....	Lilies in Bloom
Helen Turner Murphy	Lilies in Bloom

In Support Of

Donor

Joyce Moorman.....	Katherine Beale
--------------------	-----------------

in support of Lilies in Bloom

In Memory of

Gifts In Kind

Donor

June Cleek
Chuck Sexton

Green Arrow Society

Special thanks to our members and friends who have made a lasting commitment to our mission with a planned gift to the Garden Club of Virginia.

Mr. and Mrs. Thomas C. Brown, Jr.
Beverly I. and Wirt A. Christian, Jr.*
Lee Stuart Cochran*
Janet Jackson Dennis*
Robert A. Henkel
Patricia Reid Webb Leggett*
Katherine T. Mears
Helen Turner Murphy
Susan Wight

*deceased



Statement of Ownership

The ownership, management and circulation of the Garden Club of Virginia's *Journal*, published four times a year in Richmond, Virginia, is hereby stated in the first issue published after the first of October, 2018.

The name and address of the publisher is: The Garden Club of Virginia, Kent-Valentine House, 12 East Franklin Street, Richmond, Virginia 23219. The name and address of the editor is: Julie Grover, 401 Overlook Circle, Lexington, VA., 24450. The owner is: The Garden Club of Virginia, Kent-Valentine House, 12 East Franklin Street, Richmond, Virginia 23219. There are no bond-holders, mortgages, or security holders.

The purpose, function, and non-profit status of this organization and the exempt status for Federal Income Tax purposes have not changed during the preceding 12 months.

The total number of copies published nearest the filing date is 3,400. The average number of copies published in the preceding 12 months is 3,400. There are no sales through dealers, etc. Paid subscriptions average 3,317; the number nearest the filing date is 3,325. Other mailed copies average 0. Free distribution averages 40. The average number of copies not distributed for the preceding year is 43. The average number of copies not distributed nearest the filing date is 35.

The *Journal* Editor requests permission to mail the Garden Club of Virginia's *Journal* at the phased postal rates presently authorized on form 3526 for USPS #574-520 (ISSN 0431-0233). I certify that the statements made here are correct and complete as listed in the Statement of Ownership, Management and Circulation.

Julie Grover, *Journal* Editor
401 Overlook Circle
Lexington, VA 24450

9/18/18



GARDEN CLUB OF VIRGINIA

12 EAST FRANKLIN STREET • RICHMOND, VA 23219

Periodicals
Postage Paid
574-520
At Richmond, Virginia
And Additional Offices
*Forwarding Service
Requested*

THE GARDEN CLUB OF VIRGINIA CALENDAR 2018-2019

- Dec. 1 Nomination Deadline for Massie Medal for Distinguished Achievement
- Dec. 1 Virginia State Parks Grant Applications Deadline
- Dec. 1 General Assembly Preview, The Frontier Project, Richmond
- Jan. 15 Deadline for March *Journal* Submission
- Jan. 30 Conservation Legislative Day, Delta Hotel, Richmond
- March 1 Nomination Deadline for Common Wealth Award
- March 1 Nomination Deadline for de Lacy Gray Memorial Medal for Conservation
- March 1 Nomination Deadline Horticulture Award of Merit

Dates and events as posted on the GCV website, gcvirginia.org. See website for further additions.