

A decorative border of blue line-art illustrations of various flowers and leaves surrounds the text. The illustrations include large, detailed flowers with many petals, smaller buds, and various leaf shapes with veins. The style is clean and elegant, typical of botanical illustrations.

ALBEMARLE GARDEN CLUB

presents a

Beautiful

FLOWER SHOW

In conjunction with

The Design Forum
Featuring Interior Designer,
Mark D. Sikes

October 11-12, 2023

The Paramount Theater
215 East Main Street
Charlottesville, Virginia

Albemarle Garden Club
is a member of
The Garden Club of America
and the Garden Club of Virginia



ALBEMARLE
GARDEN CLUB

EST. 1913

The purpose of the Albemarle Garden Club is to stimulate the knowledge and love of gardening; to share the advantages of association by means of open meetings, conference, correspondence, and publications; to restore, improve and protect the quality of the environment through programs and action in the fields of conservation, civic improvement and education; to promote gardening among amateurs; to protect our native trees, wild flowers, and birds; to encourage conservation of our natural resources; to promote civic planting; to encourage roadside beautification; and to aid in the restoration and preservation of historic gardens in Virginia.



THE GARDEN CLUB of AMERICA

The purpose of a Garden Club of America flower show is threefold: to set standards of artistic and horticultural excellence; to broaden knowledge of horticulture, floral design, conservation, photography and other related areas; and to share the beauty of a show with fellow club members and with the public.



GARDEN CLUB
OF VIRGINIA

The Garden Club of Virginia mission is to conserve the gifts of nature, to restore and preserve historic landscapes of the Commonwealth, to cultivate the knowledge and love of gardening, and to lead future generations to build on this heritage.

Dear Beautiful people!

We are thrilled to present a Flower Show in conjunction with a visit from the fabulous interior designer Mark D. Sikes at the BEAUTIFUL Paramount Theater on Charlottesville's BEAUTIFUL Downtown Mall. What better inspiration could we ask for? We dove into his stunning books and selected Mark's book "Beautiful" to use as our road map for this charming flower show aptly named BEAUTIFUL.

Floral Design, Horticulture, Photography and Needle Arts are part of this schedule and we invite you to dig deep and find some place to enter as there are many. The great news? This flower show is open to all Garden Club of America and Garden Club Virginia members, so don't dawdle with your selections in Floral Design, Photography or Needle Arts and begin thinking about your Horticulture entries. Division Chairs are identified throughout the schedule and are ready to answer any questions you may have.

This BEAUTIFUL Flower Show will be part of The Design Forum which will be a 2 day series of events. There will be a cocktail reception following the judging on October 11 with some exciting vendors and a BEAUTIFUL Flower Show to enjoy. You will have the opportunity to vote for your favorite floral design, horticulture entry, photograph and needlework. The next day, October 12, Mark will join us to speak on his fabulous design style.

All the information about the Design Forum may be found by scanning the QR code below.

We hope you will read our schedule, and be inspired to enter the BEAUTIFUL Flower Show.

Flaire

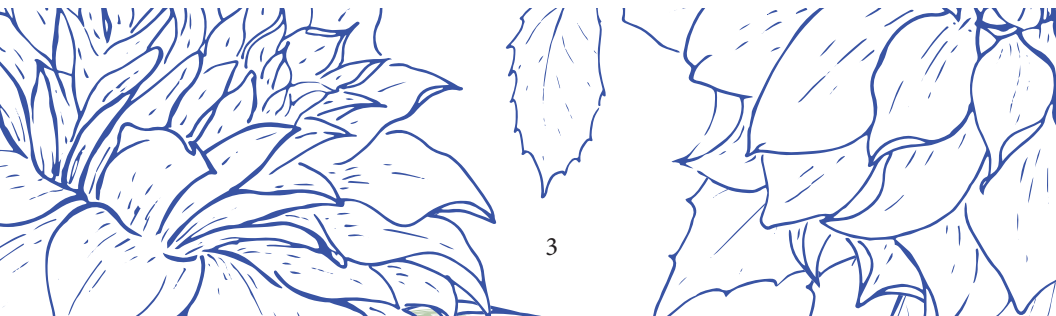
Fran Carden and Claire Mellinger
Albemarle Garden Club



TICKETS MAY BE
PURCHASED AT THE
PARAMOUNT THEATER
www.theparamount.net

Table of Contents

Table of Contents	3
Timetable for Exhibitors	4
Flower Show Committee	5
AGC Flower Show Rules	6-7
General Information	8-9
Floral Design	10-13
Horticulture	14-16
Photography	17-20
Needle Arts	21-22
Flower Show Awards	23-24
Registration and Information Forms	25-26



Timetable For Exhibitors

2022

- October 11 Horticulture 1 year ownership
- June 1 Floral Design registration opens, closes when full
- June 1 Horticulture registration opens, closes when full
- June 1 Photography registration opens, closes when full

2023

- June 11 Horticulture four-month ownership deadline
- September 13 Photography entry delivery deadline
- October 1 Needle Arts received by Division Chair
- October 11 Floral Design entries accepted and passed
9-11am
- October 11 Horticulture entries accepted and passed
9-11am
- October 11 Judges briefing
11:45am
- October 11 Judging begins
12:00 noon
- October 11 Cocktail Event with Vendors*
6:00pm
Preview of Flower Show
- October 12 The Design Forum with
10:00am Mark D. Sikes, interior designer
- October 12 Show closes, entries removed by 2:15pm
2:00pm

*This is a ticketed event

Flower Show Committee

Show Chairs

Fran Carden
Claire Mellinger

Floral Design Chair/Schedule

Carol Roberts

Horticulture Chair/Schedule

Fran Carden

Photography Chairs/Schedule

Claire Mellinger
Robbie Mascotte

Needle Arts Chair/Schedule

Susan Lankenau

Club President

Catherine Bolton

Awards

Esther Hannon

Judges, Passing and Clerks

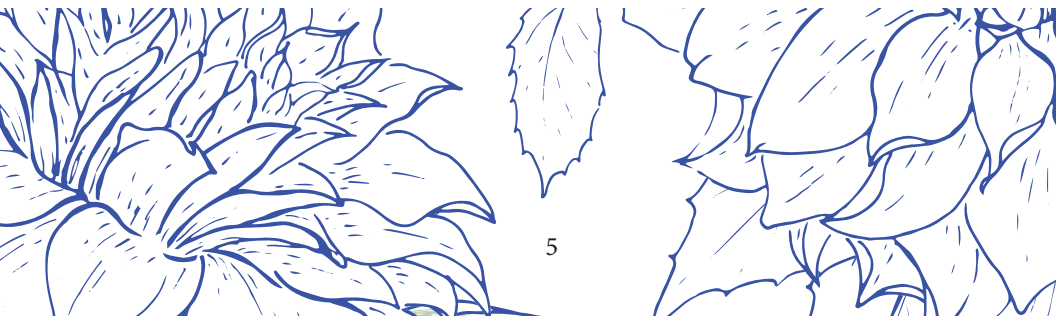
Candy Crosby
Jennifer Kochard

Registration

Nancy Inman


Signage/Graphics/Staging

Dana Harris




AGC Flower Show Rules

1. Please carefully read and follow AGC Flower show rules, general information and division guidelines.
2. All plant material must be correctly identified with the botanical and common names, if possible. Accepted references for nomenclature are:
 - a. Missouri Botanical Garden Plant Finder at <https://www.missouribotanicalgarden.org/plantfinder/plantfindersearch.aspx>
 - b. Royal Horticultural Society - Find a Plant at <https://www.rhs.org.uk/plants/search-Form>
3. Albemarle Garden Club expects all exhibitors to be aware of the need to promote conservation of endangered and threatened plants. Plants collected in the wild and listed by the Virginia Natural Heritage Program may not be exhibited in any flower show sponsored by a GCA club. Cultivated plant material listed by Virginia's Natural Heritage Program may be exhibited if accompanied by a typed card stating that it has not been collected from the wild or that it was collected out-of-state and giving information concerning its cultural requirements and methods of propagation. Natural Heritage Program lists of endangered plant material will be available before and during the show from the division chairmen and are available online at <https://plants.usda.gov/home/raritySearch>




4. Plant material showing evidence of insects or disease must be removed immediately from the exhibition area. This rule will be enforced at any time during the show, whenever the problem is identified.
5. Fresh plant material must be in water or conditioned in such a way as to remain in pristine condition while on exhibition. An entry not maintained in show condition may have its award removed.
6. Locally invasive plants, diseased plant material, artificial plant material, live animals (including fish), taxidermy, natural birds' nests, feathers of any kind, and protected sea life, including coral, are not permitted. No animal parts (from live or deceased animals) may be used. This includes, but is not limited to, hooves, horns, fur (with the exception of wool/yarn), hair, fins, seashells, and other shells (turtle, egg, etc.). The Photography Division is exempt from this rule, but all photographs must show respect for the natural world and be taken in an ethically responsible way. Information is available online at <https://plants.usda.gov/home/noxiousInvasiveSearch>

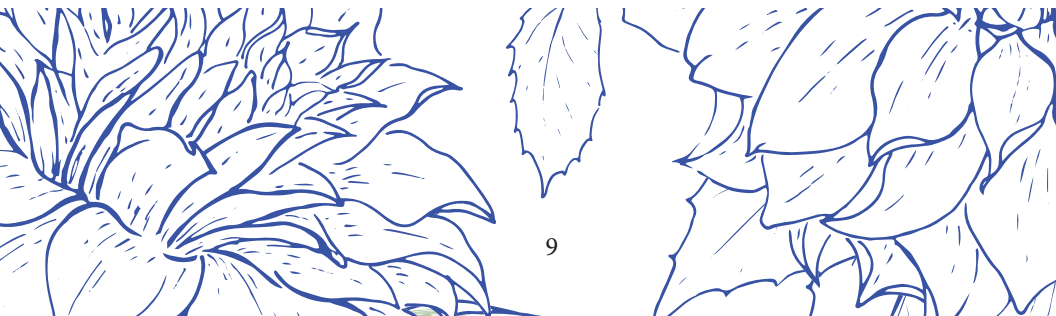


General Information

1. Entries are open to all Albemarle Garden Club members, Garden Club of America members and Garden Club of Virginia members including provisional, and professionals in their disciplines.
2. It is extremely important that all designs are the original work of the designer(s). While the use of various techniques and components in the design may be inspired by other designs, the application of the techniques and components and the artistic concept to the design must be original. Artistic integrity is of utmost importance.
3. Registration is required for all classes, with the exception of those in the horticulture division which are weather dependent (cut specimens, etc.). Advance registration is encouraged for the Horticulture Classes 6-9 as the entries are limited to six per class. Links for registration in Divisions I, III and IV are found below each class description.
4. Entering in a show constitutes permission to use images of the submitted content in all AGC channels of communication.
5. If there is a limit to the number of classes an exhibitor may enter, please refer to the specific Division Guidelines.
6. While Albemarle Garden Club, and Paramount Theater will exercise due caution in safeguarding exhibits, responsibility for damage, loss or personal injury cannot be assumed.



7. An entry card must accompany each entry. Entry cards will be available at the show for Divisions I and II. Information required on the entry card must be completed in black waterproof ink. For Division III Photography, the form is located at the end of the schedule.
8. The passing committee must pass each entry before an exhibitor may leave the show area unless otherwise stated in the Division Guidelines. The passing committee reserves the right to refuse any entry that does not conform to the rules of the schedule. The exhibitor has the option of correcting the entry, if time permits. If not corrected, the entry cannot be judged, but may remain in place, marked "For Exhibit Only" with a brief, constructively worded statement explaining why it was not judged. The judges may not disqualify any entry passed by the passing committee, unless evidence of insect infestation or disease is identified.
9. Once an entry is passed, the exhibitor(s) must immediately leave the exhibition area. A passed entry may not be touched again by the exhibitor until after judging.
10. A Statement of Intent, if stated in the Class Description, must be submitted at the time of passing. The statement must be no more than 25 words, typed or printed in black waterproof medium on a 4" x 6" white unlined card.
11. All exhibits must remain in place and in show condition until fifteen minutes following the closing time of the show.



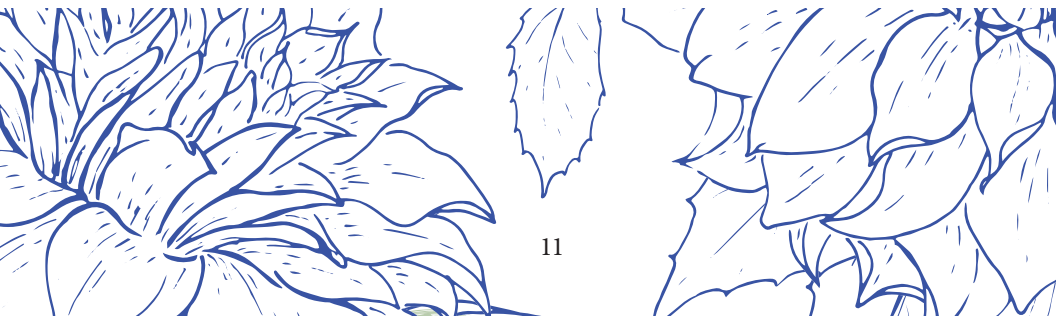
Floral Design Guidelines

1. Please carefully read and follow the AGC Rules, General Information, and Timetable for Exhibitors.
2. Advance registration is required and will open on June 1, and will remain open until classes are filled.
3. An exhibitor is permitted only one entry per class, but may enter 2 classes. The exhibitor(s) under whose name(s) the entry has been registered must create and complete the design. All participants must be listed. Only listed exhibitors and show personnel may be on the show floor at the time of entry.
4. No more than two exhibitors may execute a design unless otherwise stated in the schedule.
5. If forced to withdraw, an exhibitor must notify the Registration chair and Division chair, and find a substitute unless there is a waiting list for the class.
6. It is extremely important that all designs are the original work of the designer(s). While the use of various techniques and components in the design may be inspired by other designs, the application of the techniques and components and the artistic concept of the design must be original. Artistic integrity is of utmost importance.
7. Mechanics should not be visible unless they are an integral part of the design.
8. Designs may be executed off-site and brought to the show completed. There will not be a workroom, but exhibitors may finish their entry on the show floor.



9. Anything not prohibited in the AGC Rules, Floral Design Division Guidelines, or individual class descriptions is permitted. Please review Rule 6 in AGC Rules.
10. All entries must include fresh and/or dried plant material. Fresh plant material must be in water or conditioned in such a way as to remain in pristine form while on exhibition. Rooted plant material is allowed provided no soil is attached. An organic response in the use of materials is encouraged. An entry not maintained in show condition may have its award removed.
11. Although permitted, the use of cut fruits and vegetables is discouraged and should be undertaken only with proper treatment to prevent spoilage and insect contamination.
12. Judging will be based on the principles of design: balance, contrast, dominance, proportion, rhythm and scale, and the elements of design: light, space, line, form, color, texture, pattern, and size. Creativity is important, as are distinction, conformance to and interpretation of the class, and schedule. A statement of intent is optional.
13. Accessories are permitted, unless otherwise stated in the class description.
14. Scale of points by which the classes are to be judged:

Design	35
Interpretation	20
Creativity	20
Distinction	15
<u>Conformance</u>	<u>10</u>
TOTAL	100



Division 1

Floral Design Classes

Class 1

**Traditional
Time Honored**

5 Entries

A collaborative design. Open only to new members of Albemarle Garden Club and her proposer.

A design staged on a 45" high pedestal with a 13.75" square top. There is a dental molding trim beneath the top and above the base. The pedestal is painted Benjamin Moore 2150/50 Golden Straw. The exhibit may extend 10" beyond the pedestal in any direction with a height limit of 48" above the top of the pedestal. Viewed from 3 sides.

Class 2

**Country
Places with Spaces**

4 Entries

A design staged on a pedestal 45" high with a 15" square top supported by three 2.5" diameter poles placed 7.5 inches apart in a triangular formation creating open space beneath the pedestal top and is painted Benjamin Moore Golden Straw 2150/50. A photo of the pedestal will be sent to the exhibitor once registered. The exhibit may extend 10" beyond the pedestal with a height limitation of 48" from the top of the pedestal. Viewed from 3 sides.



Contemporary Design: floral design not following traditional styles, using imagination and creativity to devise new approaches to the selection and organization of plant material and other components according to the principles and elements of design.

Class 3

**Coastal
By the Sea**

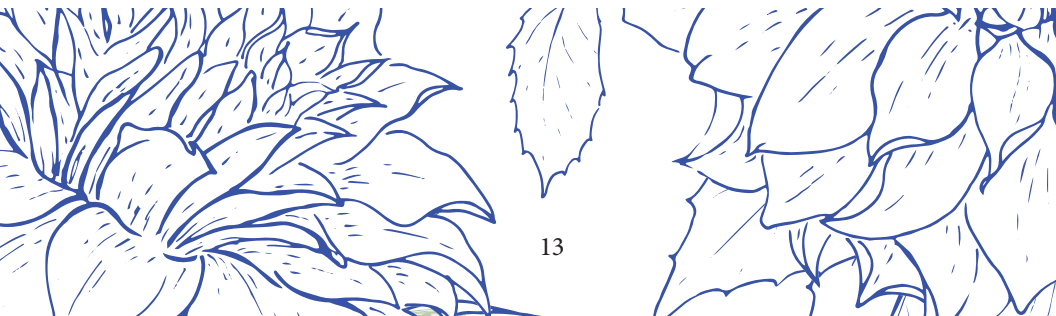
4 Entries

A design staged on a 12” square light gray pedestal, 42” high, viewed from 3 sides. The exhibit may extend 10” beyond the pedestal in any direction with a height limit of 48 above the top. Viewed from 3 sides.



FD REGISTRATION

**Division I Floral Design Chair
Carol Roberts carolroberts10@gmail.com**



Horticulture Guidelines

1. Please carefully read and follow the AGC Rules, General Information and Timetable for Exhibitors.
2. Advance registration for Classes 6-10 begins June 1, until classes are full. Register by emailing francarden@me.com
3. An exhibitor may submit unlimited entries in Classes 1-5, provided each is a different species or cultivar.
4. Entries must have been owned and grown by the exhibitor for a minimum of 3 months unless otherwise stated in the schedule. Container plants require a 6 month ownership. PAR Class requires one year ownership.
5. Containers are measured at the diameter or the diagonal of the widest point on the inside of the rim at the soil line.
6. All rooted entries propagated by the exhibitor must be identified with details of the method and relevant date(s) on an accompanying propagation card. A propagation card example is found at the end of the schedule. These entries will be eligible for the Albemarle Garden Club Horticulture Propagation Award.
7. For Class 9, a key card (diagram or plant list) on a 4" x 6" card is required when multiple species or cultivars are exhibited in the same container. An example can be found at the end of the schedule.
8. The exhibitor **MUST** provide clean, green glass containers and wedging materials for all cut specimens, Classes 1-5.
9. There is no workroom space, please have your entries groomed and ready to be passed.



10. Horticulture Judging Scale of Points:

Classes 1-5: www.dahlia.org: Distinction 25, Color 20, Form 20, Substance 15, Stem 10, Foliage 10, TOTAL 100

Class 6: Cultural Perfection 40, Quality of Fruit or Flower 25, Grooming 15, Form and Size 10, Color 5, Foliage 5, TOTAL 100

Class 7: Cultural Perfection 45, Form 15, Grooming 15, Distinction 15, Color Effect 10, TOTAL 100

Class 8: Cultural Perfection 50, Design and Distinction 25, Grooming 15, Maturity 10, TOTAL 100

Class 9: Cultural Perfection 50, Variety 30, Staging and Arrangement 10, Suitable Key Card 5, TOTAL 100

Horticulture Classes

Section A. CUT SPECIMENS: One stem not to exceed 24" in length from the lip of the container to the tip of the stem (*lip to tip rule*) exhibited in a clean, green glass bottle provided by the exhibitor.

Classes 1-5 Beautiful Brights

A dahlia exhibited as a single, disbudded bloom.

Class 1: Giant, over 10" diameter

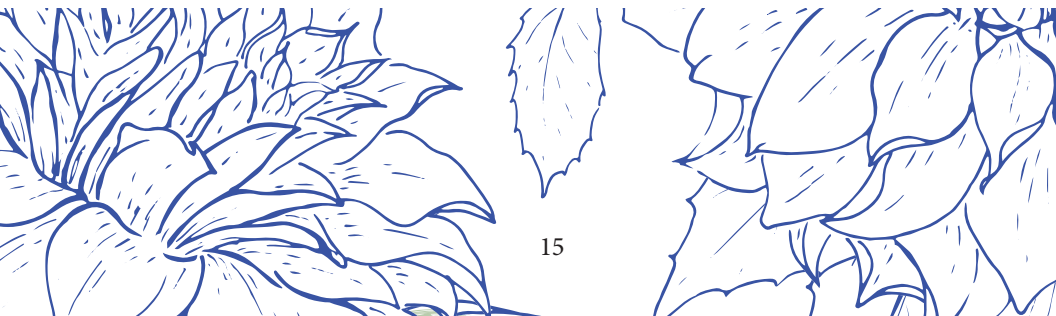
Class 2: Large, 8-10" diameter

Class 3: Medium, 6-8" diameter

Class 4: Small, 4-6" diameter

Class 5: Miniature, up to 4" diameter

Section B. CONTAINER-GROWN PLANTS: Plant(s) in blue and white container of exhibitor's choice with the exception of Class 10 which is not required to be in a blue and white container.



No orchids. Top dressing allowed. Double potting allowed, if not visible. Plant ownership requirement of 4 months with the exception of Class 10 which requires ownership of 1 year.

Classes 6-9 Blue and White Forever

- Class 6: Blooming or Fruiting Plant in blue and white container. 6 Entries
Container not to exceed 18" diameter.
- Class 7: Foliage Plant in blue and white container. 6 Entries
Container not to exceed 18" diameter.
- Class 8: Formal plant (trained or pruned) (no bonsai) 6 Entries
in blue and white container.
The plant should be at least 12" high and not exceed 36" in height from soil to tip. Container not to exceed 18" diameter.
- Class 9: Collection of 3 or more plants in a single blue and white containers. 6 Entries
Container not to exceed 18" diameter.
Key card required.

Class 10 PAR


Class 10: An exhibit of exceptional horticultural merit, which does not qualify for entry elsewhere in the Horticulture Division. Entries in the Par class must have been owned and grown by the exhibitor for a minimum of one year. Cut specimens and hanging baskets are not permitted. Containers may not exceed 18" diameter/diagonal.

Division II Horticulture Division Chair
Fran Carden francarden@me.com



Photography Guidelines

1. Please carefully read and follow the AGC Rules, General Information and the Timetable for Exhibitors.
2. Advance registration is required and will open on June 1, and will remain open until classes are filled. Members of GCA and GCV may enter.
3. An exhibitor may make only one entry in a class, but may enter 2 classes.
4. If forced to withdraw, an exhibitor must notify the division chairman and/or class consultant and find a substitute unless there is a waiting list for the class.
5. A photograph previously entered in any GCA, GCA Major, GCA Non-Major Flower Show, a GCA *Focus*, or GCV Photography Show online contest may not be entered again even with slight alterations and reprinting. The same photograph may only be entered in one show at a time.
6. Each photograph must be the work of the exhibitor, under whose name it is registered. In manipulated photographs, any added imagery must be the work of the exhibitor. Commercial overlays and textures are allowed. Mounting, and printing may be done professionally. All photographs must be 2-dimensional and printed on paper unless otherwise specified. All post-production must be done before the photograph is printed.
7. Any editing at any stage must be the work of the exhibitor. This includes enhancement for color or clarity, removal of a part of the image, combining images, or distorting the original.
8. Photography entries are limited to subjects consistent with The Albemarle Garden Club interests such as horticulture, floral design, gardens/landscapes, conservation and environment, historic preservation, civic improvement and the natural world. Plant material is required/not required, but is strongly encouraged, in photographs.



9. Photographs must be flush mounted on black foam core. The overall dimension of entry must be a minimum of 48” and not exceed 60” in total perimeter measurement. Glass and framing are not permitted. Surface finish is the choice of the exhibitor. Entry Form can be found at the end of this schedule.

10. Photographs will be hung against a black background.

11. Photos must be received no later than September 13, 2023. Send or drop off photos: Fran Carden 1350 Sunset Circle, Charlottesville VA 22901. Your registration will be confirmed and receipt of your photograph will be acknowledged.

Recommended: Use two 15’ x 19” bubble wrap envelopes or reusable mailing box. Smaller envelopes are too tight to get images in and out with their various wrappings. Wrap your mounted image between 2 pieces of foam core which is very light or other non-bendable cardboard. If you want your image returned by mail, please enclose a check for \$12 made out to Claire Mellinger or photos may be collected at the end of the show on October 12 at 2:00 pm.

12. Photographs will be passed by the Photography Committee to verify that class specifications have been met. If a photograph is not passed, the exhibitor will be notified and allowed, if time permits, to send a replacement photo.

13. Only appropriate images of a child or children should be submitted, passed and exhibited in Photography Divisions and published in *Focus*.

14. The scale of points by which the classes are to be judged:

Creativity	25
Composition	25
Technical Skill	20
Conformance/Interpretation	20
Distinction	<u>10</u>
Total	100



For creative techniques classes the scale of points is:

Creativity		30
Composition		20
Technical Skill	11	20
Conformance/Interpretation		20
Distinction		<u>10</u>
Total		100

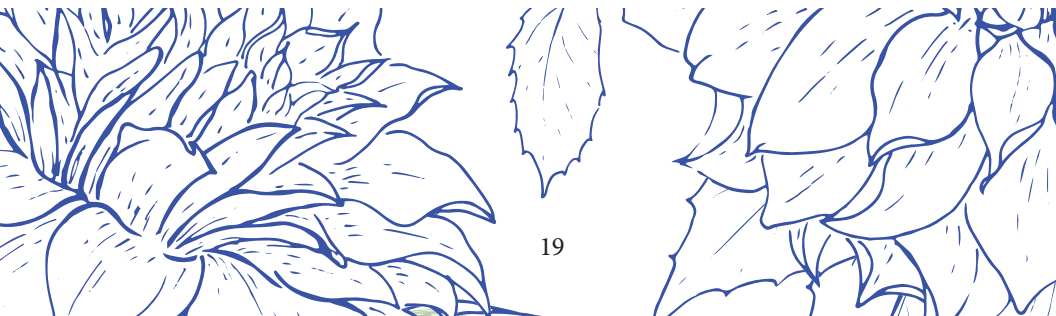
Photography Classes

Class 1 - Sun Faded Hues Color 4 Entries
Flower at its end stage of bloom.
Close-up image

Close-up: *A photo taken close to the subject or with a long focal-length lens to permit a close and detailed view of the object. The object fills most of the frame.*

Class 2 - Garden Green Color 4 Entries
Capture the essence of a green leaf, stem, sepal or frond.
Creative Techniques

Creative Techniques: *the use of manipulation or alteration in any stage of the photographic process to achieve an effect that the original subject is no longer discernible or reflective of reality. All representational images in a manipulated or creative technique photo must be the work of the photographer. Non-representational enhancements such as the addition of purchased textures are allowed.*



Class 3 - Natural Territory Black and white
An iconic Virginia building or statue.
Plant material not required

4 Entries

Class 4 - Timeless Neutrals Color

4 Entries

An image that captures your favorite vista. Please identify vista in your statement of intent.
Landscape

Landscape: a view of the scenery of any kind from wilderness vistas to urban cityscapes, land, or sea. Primary subject is the scenery, and it must dominate although the image may contain secondary elements such as people, animals, or objects. City elements predominate in cityscapes; sea predominates in seascapes.



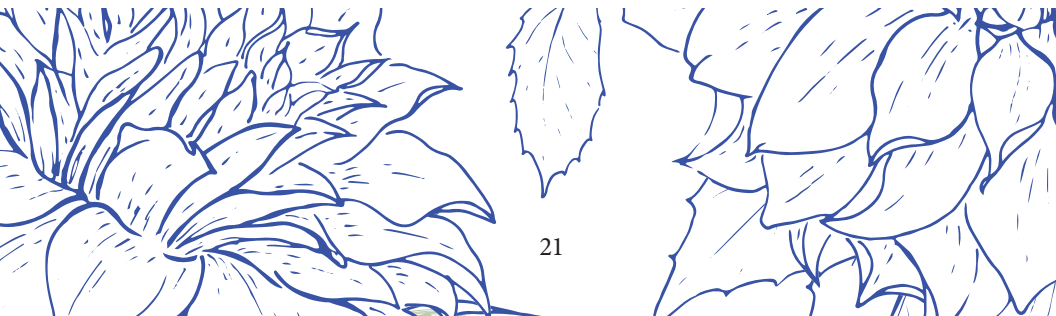
PHOTO REGISTRATION

Division III Photography Chair
Claire Mellinger clairemellinger@gmail.com



Needle Arts Guidelines

1. Please carefully read and follow AGC Flower Show Rules, General Information and Timetable for Exhibitors.
2. Advance registration for Classes 1 and 2 beginning June 1 until classes are full. Completed canvases must be received by the Division Chair no later than October 1.
3. If forced to withdraw, an exhibitor must notify the Division Chair, and find a substitute unless there is a waiting list.
4. The entries do not need to be finished. Stitch to the pencil marked edge. The entries will be matted in white, and displayed on a clear stand by the committee. Mat and stand will be provided by the committee.
5. Needle Arts entries do not need to contain plant materials.
6. Fibers and stitches chosen by the exhibitor. Components should work together as a whole. Judging will be based on even stitches, graded beading, creativity and unusual finishes or materials. Judging will be from the front.
7. Needle Arts entries require a stitch and materials card on a 4"x 6" unlined white card.
8. Statement of Intent is optional on a 4"x 6" unlined white card using 25 words or less offering an explanation of the exhibitor's creation.
9. Classes 1 and 2 have different painted canvases. Contact Susan Lankenau, sclankenau@icloud.com to select and to purchase your canvas for \$50.00 plus \$10.00 shipping, if needed.
10. Judging Scale of Points: Color and Design 30/Workmanship 30/General Appearance/25, Materials/15 for a TOTAL 100.



Needle Arts Classes

Let your imagination run wild, and stitch with inspiration
from Mark D. Sikes.

Class 1-Always Blue

4 Entries

Choice of 4 canvases.

squirrel topiary in blue and white pot, peacock topiary in blue and white pot, penguin topiary in blue and white pot, and bear topiary in blue and white pot

Class 2-Red my Way

4 Entries

Choice of 4 canvases.

Paperwhites OR Tulips OR Poinsettia OR Cyclamen

Division IV Needle Arts Chair
Susan Lankenau sclankenau@icloud.com



Albemarle Garden Club Awards

Floral Design

Best in Show-selected from among the first-place winners

Mark D. Sikes Creativity Award

People's Choice Award

Judges' Commendation(s) may be given to an entry, class, section, special exhibit or other aspect of the show that is of exceptional merit.

Horticulture

Best in Show selected from among the first-place winners

Mark D. Sikes Creativity Award

People's Choice Award

Judges' Commendation(s) may be given to an entry, class, section, special exhibit or other aspect of the show that is of exceptional merit.



Photography

Best in Show selected from among the first-place winners

Mark D. Sikes Creativity Award

People's Choice Award

Judges' Commendation(s) may be given to an entry, class, section, special exhibit or other aspect of the show that is of exceptional merit

Needle Arts

Best in Show selected from among the first-place winners

Mark D. Sikes Creativity Award

People's Choice Award

Judges' Commendation(s) may be given to an entry, class, section, special exhibit or other aspect of the show that is of exceptional merit.



Horticulture Card Information

PROPAGATION CARD: All information shall be on a 4" x 6" unlined white index card

1. Enter class number from the horticulture schedule
2. Enter botanical name
3. Enter common name
4. How was the plant propagated, i.e. seed, cutting, layering, division or other
5. Please give a complete detailed explanation of propagation methods:
Describe your propagation method, dates of propagation, how your plant was propagated and/or transplanted, growth medium used, amount of water and light, if it was moved inside or outside, other significant growth factors
6. Enter exhibitors name and club on the back of the card

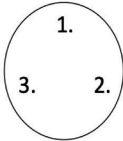
KEY CARD: All information shall be on a 4" x 6" unlined white index card

Proper Nomenclature

Botanical Name			Common Name
Genus	Species	Cultivar	
<i>Capitalized</i> <i>Italicized</i>	<i>Lower case</i> <i>italicized</i>	Capitalized Single quotes (not italicized)	lower case unless proper noun

Front of Card

Class #



Botanical Name Common Name

1. *Chamaecyparis obtusa* 'Filicoides Compacta' hinoki cypress

2. *Pinus mugo* 'Valley Cushion' dwarf mountain pine

3. *Juniperus horizontalis* 'Mother Lode' creeping juniper

Back of Card

Exhibitors name:

Club:

Photography Entry Form

Beautiful

▲ TOP ▲

Photograph Entry Form

▲ TOP ▲

The following must be copied and affixed to the back of the photograph mounting when entry is mailed or submitted.

Photograph Entry Deadline: September 13, 2023
Photo may be mailed or dropped off at
**Fran Carden, 1350 Sunset Circle
Charlottesville VA 22901**

Please complete one Entry Form per photograph. Affix the form to the back of the mounting. If you want your photo returned via USPS, please enclose a check for \$12 made out to Claire Mellinger

Also send jpg file between 1-5 MB to clairemellinger@gmail.com by September 27, 2023

Class Entered: _____

Name: _____

Garden Club _____

Email: _____

Address: _____

Tel: _____

Identifiable Plant Material (required for Classes 1,2): _____

Statement of Intent - 25 words or less. REQUIRED (a brief written paragraph offering explication of the exhibitor's creation. For Class 4 - please identify the place photo was taken)
